



PAINTER/DECORATOR SPECIFICATION


Ria Thompson, DenDesignery
 +647 500 6518
 ria@dendesignery.com
 www.dendesignery.com

1 MAIN DETAILS

PROJECT DETAILS		
NAME: 3-Bedroom Detached House Show Home	SITE ADDRESS: <site address>	CLIENT NAME: <client name>

CONTRACTOR DETAILS				
NAME: <contractor's name>	ADDRESS: <contractor's address >	PHONE		E-MAIL: <contractor's e-mail>
		office: <###>	mobile: <###>	

GENERAL INSTRUCTIONS and PREPATORY NOTES	
1/	Please review this specification, the reference drawings and schedules and contact me as soon as possible with any issues or questions.
2/	This specification is organized in a room-by-room format [a separate section is provided for each area].
3/	Important scheduling note for coordination with the flooring contractors: The Kährs wood floors cannot not be laid until all other work, e.g. painting, wallpapering and tiling, is completed. After the Kährs wood floors have been laid and the paintable skirting boards installed, the painters must return to paint them per the specification tables.
4/	No substitutions are to be made unless agreed upon ahead of time.
5/	Please prepare all surfaces appropriately, including any necessary repairs to walls and woodwork.
6/	The specific manufacturer's instructions are to be followed in each case.
7/	As much as possible, please leave the work areas in a tidy fashion at the end of each day. All rubbish is to be promptly removed from the site.



PAINTER/DECORATOR SPECIFICATION

Ria Thompson, DenDesignery
 +647 500 6518
 ria@dendesignery.com
 www.dendesignery.com

2 HALL, STAIRS AND LANDING

TYPE OF SURFACE	PRODUCT DETAILS								
	Ref ID within room	TYPE	BRAND / SUPPLIER	NAME	CODE / REF	COLOUR	FINISH	REFERENCE DRAWING and WALL IDENTIFIER(S)	ADDITIONAL INFO and WWW LINKS
Walls	-	Paint, Water-based	Dulux	Dulux Lifemaster Zero VOC	50YY 83/029 Natural White	Off-white	Eggshell	[D5] Painter/Decorator/Installer - Ground Floor [D6] Painter/Decorator/Installer - First Floor All walls, including staircase	http://www.dulux.ca <i>Please use Dulux brand primer appropriate for the condition of the surface, preferably the zero VOC Lifemaster.</i>
Ceilings	-	Paint, Water-based	Dulux	Dulux Lifemaster Zero VOC	Ceiling Flat	Standard White (Untinted)	Flat	-	
Skirtings	-	Paint, Water-based	Dulux	Dulux Lifemaster Zero VOC	50YY 83/029 Natural White	Off-white	Semi-Gloss	-	
Woodwork (including built-in under-stairs storage cabinets)	-	Paint, Water-based	Dulux	Dulux Lifemaster Zero VOC	50YY 83/029 Natural White	Off-white	Semi-Gloss	-	

Note: For the **mirrored wall sections** as marked on the [D1] Furnishing Layout - Ground Floor and [D2] Furnishing Layout - First Floor drawings, full wall height standard mirrors are to be installed after all other wall and ceiling finishes are applied. **To measure for ordering:** (1) Full wall height is to be measured from top edge of skirting to ceiling, (2) Please obtain exact widths according to each particular description given on the relevant furnishing layout drawing. (Generally, each wall section in these 3 areas is to be measured from edge/corner to edge/corner, as shown on the floor plan.) Please also see [D5] Painter/Decorator/Installer - Ground Floor and [D6] Painter/Decorator/Installer - First Floor drawings for wall sectioning reference.




PAINTER/DECORATOR SPECIFICATION

Ria Thompson, DenDesignery
 +647 500 6518
 ria@dendesignery.com
 www.dendesignery.com

3 STUDY

TYPE OF SURFACE	PRODUCT DETAILS								
	Ref ID within room	TYPE	BRAND / SUPPLIER	NAME	CODE / REF	COLOUR	FINISH	REFERENCE DRAWING and WALL IDENTIFIER(S)	ADDITIONAL INFO and WWW LINKS
Walls	-	Paint, Water-based	Dulux	Dulux Lifemaster Zero VOC	10BB 83/006 Atmosphere	Off-white	Eggshell	(D5) Painter/Decorator/Installer - Ground Floor All walls not marked.	http://www.dulux.ca <i>Please use Dulux brand primer appropriate for the condition of the surface, preferably the zero VOC Lifemaster.</i>
	2	Wallpaper	Galerie / Fabrics & Papers	Deauville Open Stripe Wallpaper	G23067	Taupe stripe wallpaper, with narrow navy stripe on off white	-	(D5) Painter/Decorator/Installer - Ground Floor Wall S1	Width: 53cm, Roll length: 10m, Pattern Repeat: 0cm, Design Repeat: Free. Washable; Peel-able; Lightfast; Paste the Wall. Stripes orientation: horizontal http://www.galeriehome.co.uk/international/php/main.php http://www.fabricsandpapers.com/item/view/8420-deauville-open-stripe-wallpaper
Ceiling		Paint, Water-based	Dulux	Dulux Lifemaster Zero VOC	Ceiling Flat	Standard White (Untinted)	Flat	-	http://www.dulux.ca <i>Please use Dulux brand primer appropriate for the condition of the surface, preferably the zero VOC Lifemaster.</i>
Skirtings		Paint, Water-based	Dulux	Dulux Lifemaster Zero VOC	10BB 83/006 Atmosphere	Off-white	Semi-Gloss	-	
Woodwork		Paint, Water-based	Dulux	Dulux Lifemaster Zero VOC	10BB 83/006 Atmosphere	Off-white	Semi-Gloss	-	




PAINTER/DECORATOR SPECIFICATION

Ria Thompson, DenDesignery
 +647 500 6518
 ria@dendesignery.com
 www.dendesignery.com

4 DOWNSTAIRS BATHROOM

TYPE OF SURFACE	PRODUCT DETAILS								
	Ref ID within room	TYPE	BRAND / SUPPLIER	NAME	CODE / REF	COLOUR	FINISH	REFERENCE DRAWING and WALL IDENTIFIER(S)	ADDITIONAL INFO and WWW LINKS
Walls	2	Wallpaper	Eco Wallpaper / Wallpaper Direct	Graphic	1558	Brown	-	(D5) Painter/Decorator/Installer - Ground Floor All walls - from height 1120 mm all the way up to the ceiling (100 mm extra length is allocated for overlap under panels.)	All wallpaper must be installed before the vinyl panels (which are to slightly cover the bottom end of the wallpapered sections for a seamless look). Product info: http://www.eco.se/en/collection-graphic/wallpaper-1558/ http://www.wallpaperdirect.com/products/eco-wallpaper/eco-graphic/89917 Width 0.53 m; Roll length 10.05 m; Pattern repeat 0.18 m; Paste the wall.
	3	Vinyl Wall Panels	MirroFlex / Elegant Ceilings & Walls	MirroFlex Rib 2 4FT X 8FT	N/A	White	Glossy	(D5) Painter/Decorator/Installer - Ground Floor All walls - from the floor up, height 1220 mm (4FT)	The panels are to be glued to the wall using adhesive For adhesive guidelines please see the installation instructions below. Edge J-trims (provided by the manufacturer, in white) are to be used to finish the top and bottom ends of the panels. This kind of trim simply slides onto a cut edge of the panel. Both top and bottom J-trims are to be glued to the wall. The bottom side of the J-trim that is to rest on floor is to be sealed using mastic sealer. Inside Corners (provided by the manufacturer, in matching finish) are to be used to connect the panels at the corners of the room. Manufacturer's installation instructions: http://advtechnology.com/resource-center/install (Please select MirroFlex Structures Installation Instructions) Product info: http://www.ceilingandwalls.com/Browse/Product/96/50/Mirroflex-Rib-2-Wall-Panel-4ft-x-8ft Accessories info: http://advtechnology.com/mirroflex/accessories/
Ceiling	-	Paint, Water-based	Dulux	Dulux, Kitchen & Bath	30 GG 83/006 Raindrops	Off-white	Eggshell	-	http://www.dulux.ca Please use Dulux brand primer appropriate for the condition of the surface, preferably the zero VOC Lifemaster.
Woodwork	-	Paint, Water-based	Dulux	Dulux, Kitchen & Bath	30 GG 83/006 Raindrops	Off-white	Semi-Gloss	-	

Note: For the **mirrored wall section** as marked on drawing (D1) Furnishing Layout - Ground Floor, full wall height standard mirror is to be installed after all other wall and ceiling finishes are applied.
To measure for ordering: (1) Full wall height is to be measured from floor to ceiling; (2) Please obtain an exact width to align with the Modernica Museum bench *length* when in its correct position in the bathroom corner as shown on the relevant furnishing layout drawing. Please account for the thickness of the wall panels' J-trims when attaching to the wall. Please also see (D5) Painter/Decorator/Installer - Ground Floor drawing for wall sectioning reference.



PAINTER/DECORATOR SPECIFICATION

Ria Thompson, DenDesignery
 +647 500 6518
 ria@dendesignery.com
 www.dendesignery.com

5 SITTING ROOM

TYPE OF SURFACE	PRODUCT DETAILS								
	Ref ID within room	TYPE	BRAND / SUPPLIER	NAME	CODE / REF	COLOUR	FINISH	REFERENCE DRAWING(S) and WALL IDENTIFIER(S)	ADDITIONAL INFO and WWW LINKS
Walls	-	Paint, Water-based	Dulux	Dulux, Lifemaster Zero VOC	5ORB 83/005 Winter Hills	Off-white	Eggshell	(D5) Painter/Decorator/ Installer - Ground Floor All walls	http://www.dulux.ca Please use Dulux brand primer appropriate for the condition of the surface, preferably the zero VOC Lifemaster. <u>All walls need to be painted and allowed to dry completely before the other 2 wall treatments can be applied.</u>
	3	Wall Sticker	Ferm Living / Modern Karibou	Powerpole	N/A	Black	-	(D5) Painter/Decorator/ Installer - Ground Floor Wall SR1-VD Please see drawings (D9) Sitting Room Elevation SR1 and (D10) Sitting Room Elevation SR2 for placement on walls.	"Pole" to be positioned as shown on <i>Sitting Room Elevation SR1</i> . Bottom of "pole" at top edge of skirting board; "cables" to extend in both directions as illustrated: to the end of Wall SR1 to the right, and onto Wall SR2 to the left until the ceiling is reached. Installation instructions and info: http://www.modernkaribou.ca/p-1335-ferm-living-wall-sticker-powerpole.aspx
	4	3-D Wall Panels	WallArt Wall Decor	Splashes	N/A	White	-	(D5) Painter/Decorator/ Installer - Ground Floor Wall SR2-VD Please see drawing <i>Sitting Room Elevation SR2</i> for exact placement on wall.	Single panel size: 500 x 500 mm Eight panels are to be installed next to each other in two rows of four as shown on Elevation Drawing SR1. Manufacturer's installation instructions and spec: http://walldecor3d.com/index.php?p=installation Product info: http://walldecor3d.com/index.php?p=onzedesigns_details&id=36
Ceiling		Paint, Water-based	Dulux	Dulux, Lifemaster Zero VOC	Ceiling Flat	Standard White (Untinted)	Flat	-	http://www.dulux.ca Please use Dulux brand primer appropriate for the condition of the surface, preferably the zero VOC Lifemaster.
Skirtings		Paint, Water-based	Dulux	Dulux, Lifemaster Zero VOC	5ORB 83/005 Winter Hills	Off-white	Semi-Gloss	-	
Woodwork		Paint, Water-based	Dulux	Dulux, Lifemaster Zero VOC	5ORB 83/005 Winter Hills	Off-white	Semi-Gloss	-	




PAINTER/DECORATOR SPECIFICATION

Ria Thompson, DenDesignery
 +647 500 6518
 ria@dendesignery.com
 www.dendesignery.com

6 PLAYROOM

TYPE OF SURFACE	PRODUCT DETAILS								
	Ref ID within room	TYPE	BRAND / SUPPLIER	NAME	CODE / REF	COLOUR	FINISH	REFERENCE DRAWING and WALL IDENTIFIER(S)	ADDITIONAL INFO and WWW LINKS
Walls	-	Paint, Water-based	Dulux	Dulux, Lifemaster Zero VOC	81YY 87/031 Fencepost	Off-white	Eggshell	(D5) Painter/Decorator/Installer - Ground Floor All walls not marked.	http://www.dulux.ca Please use Dulux brand primer appropriate for the condition of the surface, preferably the zero VOC Lifemaster.
	3	Chalkboard Paint	Dynamic / Opus	-	-	Black	-	(D5) Painter/Decorator/Installer - Ground Floor Wall P1-A (This is not a full wall; please see the reference drawing for exact dimensions.)	Please apply an undercoat of black paint (Dulux 00NN 00/000) using horizontal strokes. Product info: https://store.opusartsupplies.com/sagro/storefront/store.php?mode=showproductdetail&product=36499
	4	Wallpaper	Graham & Brown	Frames	52050	Black and White	-	(D5) Painter/Decorator/Installer - Ground Floor Wall P1-B (This is not a full wall; please see the reference drawing for exact dimensions.)	Paste the paper. Product info: http://www.grahambrown.ca/us/product/52050/Frames+%3A+Black+%26+White+Wallpaper Width: 0.52 m Length: 10 m Design match: Free
Ceiling	-	Paint, Water-based	Dulux	Dulux, Lifemaster Zero VOC	Ceiling Flat	Standard White (Untinted)	Flat	-	http://www.dulux.ca Please use Dulux brand primer appropriate for the condition of the surface, preferably the zero VOC Lifemaster.
Skirtings	-	Paint, Water-based	Dulux	Dulux, Lifemaster Zero VOC	81YY 87/031 Fencepost	Off-white	Semi-Gloss	-	
Woodwork	-	Paint, Water-based	Dulux	Dulux, Lifemaster Zero VOC	81YY 87/031 Fencepost	Off-white	Semi-Gloss	-	



PAINTER/DECORATOR SPECIFICATION

Ria Thompson, DenDesignery
 +647 500 6518
 ria@dendesignery.com
 www.dendesignery.com

7 DINING ROOM

TYPE OF SURFACE	PRODUCT DETAILS								
	Ref ID within room	TYPE	BRAND / SUPPLIER	NAME	CODE / REF	COLOUR	FINISH	REFERENCE DRAWING and WALL IDENTIFIER(S)	ADDITIONAL INFO and WWW LINKS
Walls	-	Paint, Water-based	Dulux	Dulux, Lifemaster Zero VOC	82YY 85/038 Belgium Lace	Off-white	Eggshell	(D5) Painter/Decorator/Installer - Ground Floor All walls not marked.	http://www.dulux.ca Please use Dulux brand primer appropriate for the condition of the surface, preferably the zero VOC Lifemaster.
	2	Paint, Water-based	Dulux	Dulux, Lifemaster Zero VOC	90YY 83/143 Spring Blossom	Pale Yellow	Eggshell	(D5) Painter/Decorator/Installer - Ground Floor Walls DR1 & DR2	
Ceiling	-	Paint, Water-based	Dulux	Dulux, Lifemaster Zero VOC	Ceiling Flat	Standard White [Untinted]	Flat	-	
Skirtings	-	Paint, Water-based	Dulux	Dulux, Lifemaster Zero VOC	82YY 85/038 Belgium Lace	Off-white	Semi-Gloss	-	
Woodwork	-	Paint, Water-based	Dulux	Dulux, Lifemaster Zero VOC	82YY 85/038 Belgium Lace	Off-white	Semi-Gloss	-	



PAINTER/DECORATOR SPECIFICATION

Ria Thompson, DenDesignery
 +647 500 6518
 ria@dendesignery.com
 www.dendesignery.com

8 KITCHEN

TYPE OF SURFACE	PRODUCT DETAILS								
	Ref ID within room	TYPE	BRAND / SUPPLIER	NAME	CODE / REF	COLOUR	FINISH	REFERENCE DRAWING and WALL IDENTIFIER(S)	ADDITIONAL INFO and WWW LINKS
Walls	-	Paint, Water-based	Dulux	Dulux, Kitchen & Bath	03YY 86/04 Quiet Solitude	Off-white	Eggshell	(D5) Painter/Decorator/Installer - Ground Floor All walls not marked, and walls K1 & K2 [See note below]	http://www.dulux.ca Please use Dulux brand primer appropriate for the condition of the surface, preferably the zero VOC Lifemaster. The walls are to be painted and allowed to dry completely prior to any kitchen installations, incl. the kitchen backsplash.
	2	Wallpaper	Prime Walls	Motion Noise	46624	Red on Cream	-	(D5) Painter/Decorator/Installer - Ground Floor Wall K3	Paste the wall. Width: 0.53 m Length: 10.05 m Design match: Straight Pattern repeat: 0.64 m Product info: http://www.primewalls.com/residential-wallpapers/viewsku/732
Ceiling	-	Paint, Water-based	Dulux	Dulux, Kitchen & Bath	03YY 86/04 Quiet Solitude	Off-white	Eggshell	-	http://www.dulux.ca Please use Dulux brand primer appropriate for the condition of the surface, preferably the zero VOC Lifemaster.
Skirtings	-	Paint, Water-based	Dulux	Dulux, Kitchen & Bath	03YY 86/04 Quiet Solitude	Off-white	Semi-Gloss	-	
Woodwork	-	Paint, Water-based	Dulux	Dulux, Kitchen & Bath	03YY 86/04 Quiet Solitude	Off-white	Semi-Gloss	-	

Note: Wall IDs K1-VD and K2-VD as marked on (D5) Painter/Decorator/Installer - Ground Floor show estimated backsplash positioning along walls K1 and K2 [more details in Kitchen Fitters Specification and drawings (D11) Kitchen Elevation K1, (D12) Kitchen Elevation K2].




PAINTER/DECORATOR SPECIFICATION

Ria Thompson, DenDesignery
 +647 500 6518
 ria@dendesignery.com
 www.dendesignery.com

9 SHOWER ROOM

TYPE OF SURFACE	PRODUCT DETAILS								
	Ref ID within room	TYPE	BRAND / SUPPLIER	NAME	CODE / REF	COLOUR	FINISH	REFERENCE DRAWING and WALL IDENTIFIER(S)	ADDITIONAL INFO and WWW LINKS
Walls	-	Paint, Water-based	Dulux	Dulux, Kitchen & Bath	50 GY 83/010 White Wing	Off-white	Eggshell	(D6) Painter/Decorator/Installer - First Floor All walls not marked	http://www.dulux.ca <i>Please use Dulux brand primer appropriate for the condition of the surface, preferably the zero VOC Lifemaster.</i>
	3	Wallpaper	Graham & Brown	Dixie	30-232	Silver and White	-	(D6) Painter/Decorator/Installer - First Floor Wall ShR1 (See note below)	Paste the wall. Width: 0.52 m Length: 10 m Design match: Straight Pattern repeat: 0.32 m Product info: http://www.grahambrown.ca/us/product/30-232/Dixie%3A+Silver+%26+White+Wallpaper
Ceiling	-	Paint, Water-based	Dulux	Dulux, Kitchen & Bath	50 GY 83/010 White Wing	Off-white	Eggshell	-	http://www.dulux.ca <i>Please use Dulux brand primer appropriate for the condition of the surface, preferably the zero VOC Lifemaster.</i>
Woodwork	-	Paint, Water-based	Dulux	Dulux, Kitchen & Bath	50 GY 83/010 White Wing	Off-white	Semi-Gloss	-	<i>Please use Dulux brand primer appropriate for the condition of the surface, preferably the zero VOC Lifemaster.</i>

Note: Walls ShR2, ShR3 and ShR4 in the Shower Room are inside the shower cubicle and are to be covered with Perla shower panels which will be installed by the bathroom contractors before any painting/wallpapering. For details please see Bathroom Installers Specification document.




PAINTER/DECORATOR SPECIFICATION

Ria Thompson, DenDesignery
 +647 500 6518
 ria@dendesignery.com
 www.dendesignery.com

10 CHILDREN'S BEDROOM

TYPE OF SURFACE	PRODUCT DETAILS								
	Ref ID within room	TYPE	BRAND / SUPPLIER	NAME	CODE / REF	COLOUR	FINISH	REFERENCE DRAWING and WALL IDENTIFIER(S)	ADDITIONAL INFO and WWW LINKS
Walls	-	Paint, Water-based	Dulux	Dulux, Lifemaster Zero VOC	40YY 83/021 Minimalist White	Off-white	Eggshell	(D6) Painter/Decorator/Installer - First Floor All walls not marked.	http://www.dulux.ca <i>Please use Dulux brand primer appropriate for the condition of the surface, preferably the zero VOC Lifemaster.</i>
	3	Wallpaper	Mini Moderns	Festival - Stone	N/A	Multi	-	(D6) Painter/Decorator/Installer - First Floor Wall CB1	Width: 0.52 m Roll length: 10m, 0.52 Repeat - Half Drop Product info: http://www.minimoderns.com/product/festival-wallpaper-stone
Ceiling	-	Paint, Water-based	Dulux	Dulux, Lifemaster Zero VOC	Ceiling Flat	Standard White (Untinted)	Flat	-	http://www.dulux.ca <i>Please use Dulux brand primer appropriate for the condition of the surface, preferably the zero VOC Lifemaster.</i>
Skirtings	-	Paint, Water-based	Dulux	Dulux, Lifemaster Zero VOC	40YY 83/021 Minimalist White	Off-white	Semi-Gloss	-	<i>Please use Dulux brand primer appropriate for the condition of the surface, preferably the zero VOC Lifemaster.</i>
Woodwork	-	Paint, Water-based	Dulux	Dulux, Lifemaster Zero VOC	40YY 83/021 Minimalist White	Off-white	Semi-Gloss	-	




PAINTER/DECORATOR SPECIFICATION

Ria Thompson, DenDesignery
 +647 500 6518
 ria@dendesignery.com
 www.dendesignery.com

11 GUEST ROOM

TYPE OF SURFACE	PRODUCT DETAILS								
	Ref ID within room	TYPE	BRAND / SUPPLIER	NAME	CODE / REF	COLOUR	FINISH	REFERENCE DRAWING and WALL IDENTIFIER(S)	ADDITIONAL INFO and WWW LINKS
Walls	-	Paint, Water-based	Dulux	Dulux, Lifemaster Zero VOC	56BG 81/023 Chilly Morning	Off-white	Eggshell	(D6) Painter/Decorator/Installer - First Floor All walls not marked, and the wall areas of wall GR1 that are not labeled otherwise.	http://www.dulux.ca Please use Dulux brand primer appropriate for the condition of the surface, preferably the zero VOC Lifemaster.
	3	Paint, Water-based	Dulux	Dulux, Lifemaster Zero VOC	30BG 76/107 Winterscape	Light Teal	Eggshell	(D6) Painter/Decorator/Installer - First Floor Wall GR1-A	
Ceiling	-	Paint, Water-based	Dulux	Dulux, Lifemaster Zero VOC	Ceiling Flat	Standard White (Untinted)	Flat	-	
Skirtings	-	Paint, Water-based	Dulux	Dulux, Lifemaster Zero VOC	56BG 81/023 Chilly Morning	Off-white	Semi-Gloss	-	
Woodwork	-	Paint, Water-based	Dulux	Dulux, Lifemaster Zero VOC	56BG 81/023 Chilly Morning	Off-white	Semi-Gloss	-	




PAINTER/DECORATOR SPECIFICATION

Ria Thompson, DenDesignery
 +647 500 6518
 ria@dendesignery.com
 www.dendesignery.com

12 MASTER BEDROOM

TYPE OF SURFACE	PRODUCT DETAILS								
	Ref ID within room	TYPE	BRAND / SUPPLIER	NAME	CODE / REF	COLOUR	FINISH	REFERENCE DRAWING and WALL IDENTIFIER(S)	ADDITIONAL INFO and WWW LINKS
Walls	-	Paint, Water-based	Dulux	Dulux, Lifemaster Zero VOC	63GY 83/021 Wish Upon a Star	Off-white	Eggshell	(D6) Painter/Decorator/Installer - First Floor All walls not marked	http://www.dulux.ca Please use Dulux brand primer appropriate for the condition of the surface, preferably the zero VOC Lifemaster.
	3	Wallpaper	Orla Kiely	Small Acorn Cup	OWALACP501	Ebony (Black & White)	-	(D6) Painter/Decorator/Installer - First Floor Wall MB1	Width: 0.52 m Roll length: 10.05 m, Repeat: 17.7 cm Hanging instructions on packaging. Product info: http://www.orlakiely.com/uk.cfm/house/wallpaper/OWALACP501/22070/Ebony/
Ceiling	-	Paint, Water-based	Dulux	Dulux, Lifemaster Zero VOC	Ceiling Flat	Standard White (Untinted)	Flat	-	http://www.dulux.ca Please use Dulux brand primer appropriate for the condition of the surface, preferably the zero VOC Lifemaster.
Skirtings	-	Paint, Water-based	Dulux	Dulux, Lifemaster Zero VOC	63GY 83/021 Wish Upon a Star	Off-white	Semi-Gloss	-	
Woodwork	-	Paint, Water-based	Dulux	Dulux, Lifemaster Zero VOC	63GY 83/021 Wish Upon a Star	Off-white	Semi-Gloss	-	

Note: For the mirrored wall sections as marked on the (D2) Furnishing Layout - First Floor drawing, wardrobe height standard mirrors are to be installed after all other wall and ceiling finishes are applied.
To measure for ordering: (1) Height is to be measured from top edge of skirting to top wardrobe edge. (2) Please obtain exact widths for each of the two sections between the specified wardrobe edges and wall corner / window frame edge, respectively, as marked on the furnishing layout drawing. (Measuring would be best done with the wardrobe already in its proper position.) Please also see (D6) Painter/Decorator/Installer - First Floor drawing for wall sectioning reference.



PAINTER/DECORATOR SPECIFICATION

Ria Thompson, DenDesignery
 +647 500 6518
 ria@dendesignery.com
 www.dendesignery.com

13 ENSUITE BATHROOM

TYPE OF SURFACE	PRODUCT DETAILS								
	Ref ID within room	TYPE	BRAND / SUPPLIER	NAME	CODE / REF	COLOUR	FINISH	REFERENCE DRAWING and WALL IDENTIFIER(S)	ADDITIONAL INFO and WWW LINKS
Walls	-	Paint, Water-based	Dulux	Dulux, Kitchen & Bath	30GG 83/013 Winter Walk	Off-white	Eggshell	(D6) Painter/Decorator/Installer - First Floor All walls not marked (See note below)	http://www.dulux.ca Please use Dulux brand primer appropriate for the condition of the surface, preferably the zero VOC Lifemaster.
Ceiling	-	Paint, Water-based	Dulux	Dulux, Kitchen & Bath	30GG 83/013 Winter Walk	Off-white	Eggshell	-	
Woodwork	-	Paint, Water-based	Dulux	Dulux, Kitchen & Bath	30GG 83/013 Winter Walk	Off-white	Semi-Gloss	-	

Note 1: Walls with IDs EB1 & EB2 in the Ensuite Bathroom are over the bathtub corner and are to be covered with Showerwall panels which are to be installed by the bathroom contractors before any of the paint applications. Please see Bathroom Installers Specification document for details .

Note 2: For the **mirrored wall section** as marked on the (D2) Furnishing Layout - First Floor drawing, full wall height standard mirror is to be installed after all other wall and ceiling finishes are applied. **To measure for ordering:** (1) Full wall height is to be measured from top edge of skirting to ceiling, (2) Please obtain an exact width measuring from the towel warmer divider to the projection of the sinks' front edge onto that wall, as marked on the relevant furnishing layout drawing. Please also see (D6) Painter/Decorator/Installer - First Floor drawing for wall sectioning reference.




PAINTER/DECORATOR SPECIFICATION

Ria Thompson, DenDesignery
 +647 500 6518
 ria@dendesignery.com
 www.dendesignery.com

14 PATIO

TYPE OF SURFACE	PRODUCT DETAILS								
	Ref ID within room	TYPE	BRAND / SUPPLIER	NAME	CODE / REF	COLOUR	FINISH	REFERENCE DRAWING and WALL IDENTIFIER(S)	ADDITIONAL INFO and WWW LINKS
Walls	-	Exterior Paint	Dulux	Diamond Exterior	30 GY 83/021 Extreme White	Off-white	Satin	(D5) Painter/Decorator/Installer - Ground Floor All walls	http://www.dulux.ca Please use Dulux brand primer appropriate for the condition of the surface, preferably the zero VOC Lifemaster.
Ceiling	-	Exterior Paint	Dulux	Diamond Exterior	30 GY 83/021 Extreme White	Off-white	Flat	-	
Woodwork	-	Exterior Paint	Dulux	Diamond Exterior	30 GY 83/021 Extreme White	Off-white	Semi-Gloss	-	



PAINTER/DECORATOR SPECIFICATION

Ria Thompson, DenDesignery
 +647 500 6518
 ria@dendesignery.com
 www.dendesignery.com

15 BALCONY

TYPE OF SURFACE	PRODUCT DETAILS								
	Ref ID within room	TYPE	BRAND / SUPPLIER	NAME	CODE / REF	COLOUR	FINISH	REFERENCE DRAWING and WALL IDENTIFIER(S)	ADDITIONAL INFO and WWW LINKS
Walls	-	Exterior Paint	Dulux	Diamond Exterior	30 GY 83/021 Extreme White	Off-white	Satin	(D6) Painter/Decorator/Installer - First Floor All walls	http://www.dulux.ca Please use Dulux brand primer appropriate for the condition of the surface, preferably the zero VOC Lifemaster.
Ceiling	-	Exterior Paint	Dulux	Diamond Exterior	30 GY 83/021 Extreme White	Off-white	Flat	-	
Woodwork	-	Exterior Paint	Dulux	Diamond Exterior	30 GY 83/021 Extreme White	Off-white	Semi-Gloss	-	